

# Camino Frances Highlights Budget



**Follow  
the  
Camino**

Your Camino Agent since 2007

[info@followthecamino.com](mailto:info@followthecamino.com)

+353 1 687 2144

+44 20 3411 0701

+1 877 778 1750

©Follow the Camino - All Rights Reserved

# YOUR CAMINO JOURNEY STARTS HERE

This travel plan provides a **day-by-day outline** of a sample trip, giving you a clear idea of what to expect. Keep in mind that this package can be fully **tailored** to your preferences. As a **2024 Traveler's Choice Award winner** on **TripAdvisor**, we're proud to be trusted by hundreds of travelers who praise our **seamless service**, expert **guidance**, and unforgettable **experiences**. Before you set off, take a moment to read some of their stories.



Follow The Camino



Reviews from millions of Tripadvisor travellers place this winner in the top 10% worldwide.



\*There is a Camino for everyone! Photos are for inspiration and may differ from your selected itinerary.

**LIZ F.**



**Walking the french camino is one of the best experiences of my life.**

*I was a bit anxious before starting my Camino walk but once I was into it , I had a brilliant time.*

*Follow the Camino planned my trip and everything went seamlessly , so all I had to do was concentrate on walking ! Il be back for sure.*

**LARA K.**



**Wonderful all round experience**

*Follow The Camino delivered on everything they promised with accomodation selection great and transfer of luggage seamless. The actual walk was wonderful and matched or exceeded my expectations. Wouldn't hesitate to use them again for my next Camino. Loved it!!!!*

**RANDY R.**



**Follow the Camino Frances**

*The Camino Frances was the best vacation experience I've ever had. Fitness, new friends, and fantastic country. Highly recommended.*

**GRETA O.**



**Follow the Camino with an eighty year old**

*Follow the Camino was excellent. Hotels included dinner and breakfast. Clean and good food. Luggage transfer seamless. Well done.*



# ITINERARY

  
Stage 1 of 8

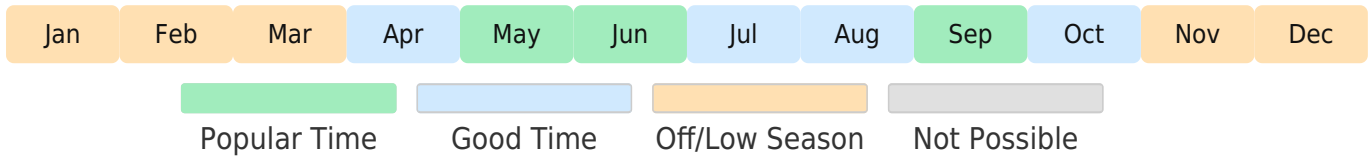
  
771.1km

  
15 days

  
Budget

  
Moderate

Starting from  
**€1920**



Overall

Distance:

**17.9 min** | **59.3km** average | **495.7 max**

Ascent:

**355 min** | **1165.2m** average | **8110 max**

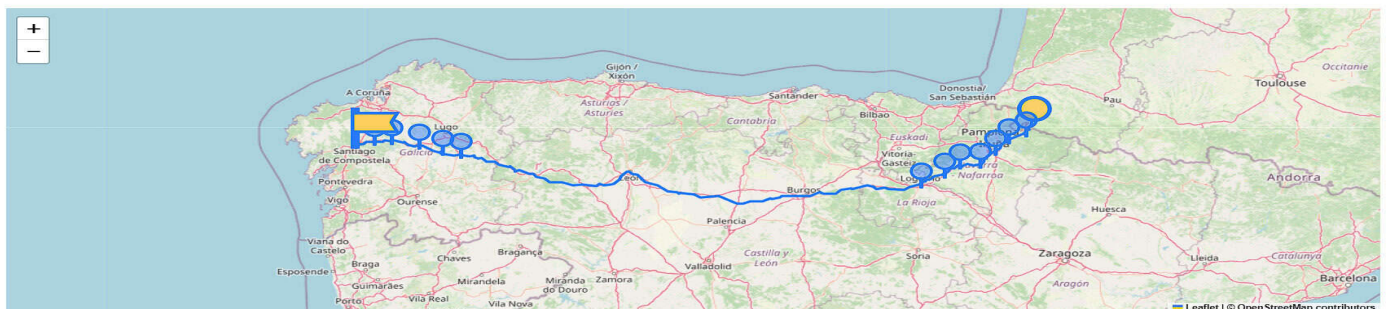
Cardio:

**3 3.5 5**

Want to experience the highlights of Camino Frances but in more budget accommodation?

This is a perfect package for you. Walking through some of the main highlights of the Camino Frances, including travelling over the Pyrenees, visiting iconic cities like Pamplona, and visiting the La Rioja wine region, this has it all. And, most importantly, you still walk the famous last 100kms of the Camino from Sarria to Santiago de Compostela, so you will qualify for your Pilgrim Certificate on arrival at the city's cathedral!

## Map



## Services

### Included in this package

- ✔ Great mix of comfortable stay in 1-2\* hotels or equivalent
- ✔ Bed & Breakfast
- ✔ Luggage Transfers from Hotel to Hotel
- ✔ Private transfer from Logrono to Sarria
- ✔ 24/7 On-Call Support
- ✔ Our Holiday or Pilgrim Pack

### Add-On

- ⊕ Premium Accommodation
- ⊕ Airport Pick-Up
- ⊕ Additional Nights
- ⊕ Dinners
- ⊕ Day Tours to Local Sites of Interest

Not included: Flights/trains, Insurance, Drinks/Lunch

Day  
1  
km

### SAINT JEAN PIED DE PORT

You'll be booked into a hotel in the heart of the small town. While in town, you should visit the 14th Century Gothic church, Notre-Dame-du-Bout-du-Pont, the hilltop citadel (remodelled in the 17th Century), and follow the cobbled Rue de la Citadelle downhill and over the river for views back over St-Jean-Pied-De-Port.

Day  
2  
24.5 km

### SAINT JEAN PIED DE PORT -> RONCESVALLES

The first day of the Camino is considered the most challenging as it crosses the Pyrenees. The "Camino Napoleon" starts with a steep climb, passing through orchards and later, Alpine-style meadows. The path weaves alongside leafy beech woods until you reach the Spanish border.

Alternatively, the Valcarlos Camino follows the road through the valley, running along the River Nive or River Valcarlos. Don't miss the Collegiate Church as you descend into Roncesvalles.

If you prefer a more relaxed pace, we offer three options:

1. **Stay at the Refuge Orisson:** This is basic but welcoming accommodation halfway along the route, which splits the day into two parts.
2. **Stay 2 nights in Saint-Jean-Pied-de-Port:** You can use a taxi to/from Refuge Orisson to avoid the entire walk in one day.
3. **Take the Valcarlos Route:** This alternative route splits the day into two stages (12km and 14km), staying in a 2-star hotel. However, this route follows the main road and is not as rewarding as the Camino Napoleon.

**Important:** The Napoleon Route is closed for pilgrims from November 1 to March 31. During this period, pilgrims must use the Valcarlos route. Traveling on the Napoleon Route during these months is forbidden, and any pilgrim needing rescue from the Pyrenees may be fined €5,000.

Day  
3  
21.5 km

### RONCESVALLES -> ZUBIRI

The Camino crosses two stunning mountain passes before winding through woods and meadows. It then arrives at Espinal, where you'll be treated to breathtaking panoramic views of the countryside with the Pyrenees in the background. The River Arga flows alongside this stretch of the Camino, continuing all the way to Larrasoana.

Day

4

21.3 km

**ZUBIRI -> PAMPLONA**

The Camino follows the River Arga, passing the foothills covered in beech, oak, and Scots pine trees. As you get closer to Pamplona, famous for its "Running of the Bulls" festival each July, the landscape becomes more developed, with reforested conifers and farmlands becoming more common.

Day

5

23 km

**PAMPLONA -> PUENTE LA REINA**

When leaving Pamplona behind, you are also leaving behind the Atlantic area of Navarra. From here onwards, the landscape will be dominated by cereal crops, Holm oaks and Mediterranean brushwood. The Pamplona basin is left behind too when you cross the Alto del Perdon (Hill of Forgiveness), so-named because of the centuries old pilgrim tradition of travellers forgiving others, and asking forgiveness for themselves, with each step up the hill.

Day

6

21.5 km

**PUENTE LA REINA -> ESTELLA**

As you leave Puente La Reina you will cross the 'Puente Románico', a six-arched Romanesque bridge over the Arga River. The Camino to Estella is very uneven and quite agricultural. Small towns and villages are dotted amongst cereal fields, vineyards and olive trees. This is one of the quieter sections of the Camino Frances.

Day

7

22.1 km

**ESTELLA -> LOS ARCOS**

Today you go through the Rioja area of Navarra. Enjoy the pastoral scenes of olive trees, cereal fields and, most importantly, vineyards as you pass through. From Villamayor de Monjardin to Los Arcos, you will cover 12km without coming across a single village.

Day

8

28.1 km

**LOS ARCOS -> LOGRONO**

Today we leave Navarra and journey into Rioja. Expect a pleasant hike into the undulating countryside. On this route you will pass the stunning ruins of Clavijo Castle. Finally, we come to the town of Logrono, strategically situated on the border between Alava and Navarra. If you would like to walk at a more relaxed pace, we can arrange to split this section into two days (17km on the first day, 10km on the second day), with a stop over in Viana. Here you will be staying at a charming 2-star hotel.

Day

9

495.7 km

**LOGRONO -> SARRIA**

Transfer from Logrono to Sarria

Day

10

21.9 km

### **SARRIA -> PORTOMARIN**

Expect a peaceful walk in shady oak woods and pretty villages on quiet country roads. The village of Barbadelo (at an elevation of 580m) has a beautiful Romanesque church that is worth a visit. The next significant village is Ferreiros. When you arrive in Portomarin (an elevation of 550m) you can relax on one of the numerous terraces of the town's main plaza.

Day

11

24.3 km

### **PORTOMARIN -> PALAS DE REI**

From the village, the Camino crosses the river Minho and climbs uphill. On your way, you'll be crossing Gonzar and passing the Romanesque Church of Santa María, Castromaior. The calm of the Galician Cemetery in Ligonde on a sunny day is a rest in itself. In Eirexe, the Romanesque portal of the church is a beauty, featuring a sculpture of Daniel, as well as a statue of Santiago de Peregrino. You will then arrive in Palas de Rei (at an elevation of 565m).

Day

12

29.1 km

### **PALAS DE REI -> ARZUA**

Today, the Camino continues slightly downhill, passing the village of Casanova and the charming village of Leboreiro. At Melide (an elevation of 454m), stop in one of the many restaurants to try some local specialities. Later today, the Camino will follow a forest track and cross several streams bringing you to the village of Boente. Then, you'll encounter the mediaeval village of Ribadiso, and finally Arzua (at an elevation of 389m). This small town has two churches that you can visit, Santa María and La Magdalena.

Day

13

17.9 km

### **ARZUA -> RUA**

This shaded section of the Camino will pass through woods, along streams, and through sleepy villages. Take your time and visit the chapel of Santa Irena, with its unique statues of Santiago. The rest of the way to Rua-O Pino is on a quiet country road. Rua (at an elevation of 310m) is one of the less crowded stopping points before Santiago de Compostela.

Day

14

20.3 km

### **RUA -> SANTIAGO DE COMPOSTELA**

You're nearly there! The next stage will be Lavacolla, where pilgrims traditionally washed in the river before reaching Santiago de Compostela. Tall eucalyptus trees line your way to Monte del Gozo, or Mount of Joy. From here, you can see your goal – the Cathedral of Santiago! After a descent to the city you'll be able to witness this UNESCO World Heritage Site up-close. Marvel at the architecture and relish the wonderful atmosphere in this cultural and spiritual mecca, and contemplate all you've experienced on

your amazing journey.

Day

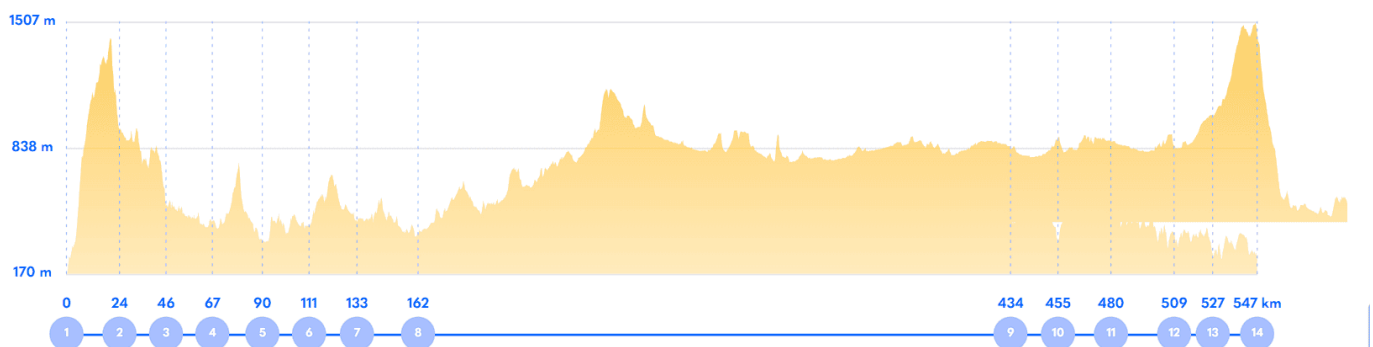
15

km

## SANTIAGO DE COMPOSTELA

After breakfast, we bid you farewell. If you wish to stay in the area, we recommend that you: – Take your time and visit the magnificent historic centre of Santiago. – Continue with us along the wild Camino Fisterra (Finisterre Way), and stay overnight at the hotel in the lighthouse! – Or take a bus to Fisterra to visit the unspoilt sandy coves and beaches of the west coast. With very few tourists, you are guaranteed a very special experience. Buses depart from Santiago Bus Station at 9am and 10am. Buses return to Santiago at 4:45pm and 7pm. The journey takes 3 hours.

## Elevation Chart



# NOTES & QUESTIONS FOR MY CAMINO PLANNER

We know that planning your Camino is a personal journey, and we want to make sure everything is just right for you. Use this space to **jot down your thoughts, questions, and preferences**. Here are some ideas to discuss with your Camino planner:

- Are the daily distances suitable for me, or should I split them into shorter walking days?
- Where would you recommend taking a rest day?
- Would I like to add a tour or special experience along the way?
- Do I need transfers to and from the airport?
- Are there any accommodations I would like to upgrade?
- Would I like luggage transfers for lighter walking days?
- Are there any dietary preferences or special requests I should mention?

Feel free to write down any other thoughts or questions below:

-----  
-----  
-----  
-----  
-----  
-----

Your Camino planner is here to help make your journey as smooth and enjoyable as possible!

## ABOUT US

At Follow the Camino, we are re not just a tour operator; we are **passionate Camino enthusiasts** who have been guiding pilgrims **since 2007** As the first tour operator in Ireland to coordinate walks on the Camino de Santiago, we offer unrivaled expertise in designing **life-changing adventures**.

Don't hesitate to contact us at [info@followthecamino.com](mailto:info@followthecamino.com) to request your **personalized itinerary**. We can add rest days or split days to suit your pace, as well as include special day tours or unique activities to **enhance your Camino experience** Let us help you create the perfect journey tailored to your needs!



# Follow the Camino

**START PLANING NOW**

[info@followthecamino.com](mailto:info@followthecamino.com) | +353 16872144 | [www.followthecamino.com](http://www.followthecamino.com)

Follow us on

